

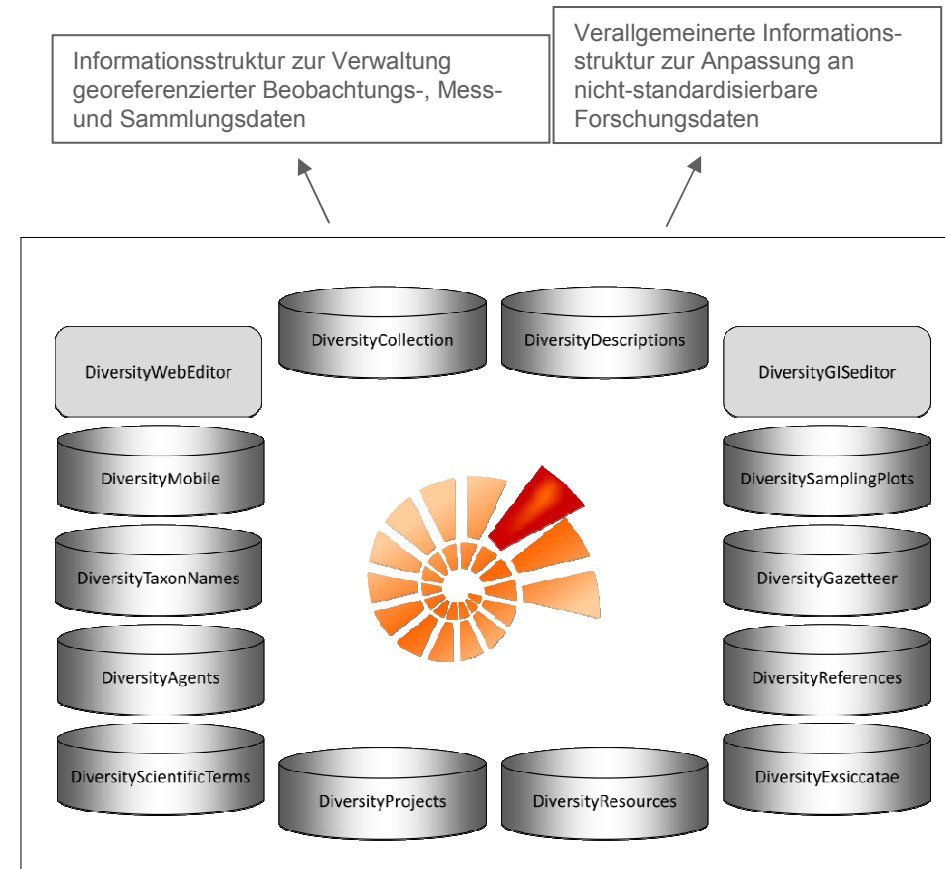
DiversityDescriptions

DD 3.0

Dagmar Triebel, Anton Link

DiversityDescriptions als Modul der DWB

- DeltaAccess / DD seit 1995
- Die erste Komponente der DWB (seit 1999)
- Modul zur Beschreibung von von Eigenschaften von Organismen, von Mess-Ereignissen und Variablen der Diversitätsforschung



Datenmanagement von deskriptiven Daten und Messdaten

DiversityDescriptions DD

- Vorgänger-Version: v. 2.2 (MS Access); Entwickler Dr. G. Hagedorn
- Neue Version v. 3.0 (C# im .Net Framework; SQL Server) ab 2012
- **Letztes Release → März 2014**

Beschreibung von **Eigenschaften (properties, characters)**

von Organismen, Forschungsobjekte, -ereignisse (item, taxon, object)

Trait-Daten

Nukleinsäure- und Aminosäuresequenzen

Messreihen (measurement event series)

Ökosysteme, pflanzensoziologische Einheiten usw.

(Sozioökonomische) Interviewdaten

Datenmanagement von deskriptiven Daten und Messdaten

DiversityDescriptions DD

- Triple Store-Architektur: **item (taxon, object, measurement event) – descriptor (character, trait, variable, factor) – value**
- Deskriptoren betreffen alle Typen von Merkmalen und Eigenschaften, d. h. Variablen
- Generelle Unterscheidung von kategorialen (qualitativen) und quantitativen Merkmalen (,Deskriptoren‘, Messwerte z. B. aus Messreihen)
- Merkmalsstruktur ist frei definierbar

DiversityDescriptions – Datenbeispiel

Trait-Daten

The screenshot displays the DiversityDescriptions software interface for the species *Erythroneura aclys* McAtee. The main window shows a list of descriptors (ID, Type, Descriptor name) and a corresponding table of categorical states (ID, State, Modifier, Frequency, Notes). A media view window is open, showing a photograph of the insect.

ID	Type	Descriptor name
1	categorical	Ground color of dorsum
2	categorical	Coloration of vertex
3	categorical	Coloration of vertex midline
4	categorical	Anteclypeus coloration
5	categorical	Pronotum color pattern
6	categorical	Color pattern of mesonotum
7	categorical	Coloration of thoracic venter
8	categorical	Presence of crossbands on forewings
9	categorical	Presence of oblique pattern on forewings
10	categorical	Presence of a brown spot in forewing inner apical cell
11	categorical	Presence of distal spot in forewing apical cell II
12	categorical	Clavus color pattern
13	categorical	Length of forewing outer apical cell
14	categorical	Length of 2S abdominal apodemes (Males)
15	categorical	Length of aedeagus preatrium (Males)
16	categorical	Dorsal apodeme of aedeagus in ventral view (Males)
17	categorical	Presence of teeth in distal part of aedeagal shaft (Males)
18	categorical	Width of aedeagal shaft in lateral view (Males)
19	categorical	Position and length of aedeagus ventral processes (Males)
20	categorical	Position and length of aedeagus distal processes (Males)
21	categorical	Shape of pygofer dorsal appendages (Males)
22	categorical	Shape of pygofer lobe (Males)
23	categorical	Apex of aedeagus in ventral view (Males)
24	categorical	Apical vestiture of aedeagus (Males)

x	ID	State	Modifier	Frequency	Notes
<input type="checkbox"/>	1	entirely pale			
<input type="checkbox"/>	2	pale, with dark late...			
<input checked="" type="checkbox"/>	3	entirely dark			
<input type="checkbox"/>	4	pale, with dark bro...			

Media view window shows a photograph of the insect *Erythroneura aclys* McAtee. The URL for the image is <http://ctap.inhs.uic.edu/dmitriev/images/aclys1.gif>.

DiversityDescriptions – Datenbeispiel

Nukleinsäure- und Aminosäuresequenzen

e.g., FASTA format

```
>AB000263 |acc=AB000263|descr=Homo sapiens mRNA for prepro cortistatin like peptide, complete cds.|len=368  
ACAAGATGCCATTGTCCCCGGCCTCCTGCTGCTGCTGCTCTCCGGGGCCACGGCCACCGCTGCCCTGCC  
CCTGGAGGGTGGC  
CTCCTGACTTTCT  
AAGCTCGGGAGGT  
CTGCAGGAACTTC  
TTTAATTACAGACC
```

The screenshot displays the DiversityDescriptions software interface. The main window is titled "Test sequence 1" and shows a list of descriptors for the sequence. The "Main attributes" tab is active, showing a table with columns for "Nr.", "Type", and "Descriptor name". The "Categorical states" tab is also visible, showing a table with columns for "x", "Nr.", "State", and "Notes".

Nr.	Type	Descriptor name
1	text	gi
2	text	accession
3	text	description
4	quantitative	length
5	categorical	5_base
6	categorical	6_base
7	categorical	7_base
8	categorical	8_base
9	categorical	9_base
10	categorical	10_base
11	categorical	11_base
12	categorical	12_base
13	categorical	13_base
14	categorical	14_base
15	categorical	15_base
16	categorical	16_base
17	categorical	17_base
18	categorical	18_base
19	categorical	19_base
20	categorical	20_base
21	categorical	21_base
22	categorical	22_base
23	categorical	23_base
24	categorical	24_base

x	Nr.	State	Notes
<input checked="" type="checkbox"/>	1	A (adenine)	
<input type="checkbox"/>	2	W (A T (weak bonds))	
<input type="checkbox"/>	3	B (G T C (all but A))	
<input type="checkbox"/>	4	D (G A T (all but C))	
<input type="checkbox"/>	5	H (A C T (all but G))	
<input type="checkbox"/>	6	V (G C A (all but T))	
<input type="checkbox"/>	7	N (A G C T (any))	
<input type="checkbox"/>	8	C (cytosine)	
<input type="checkbox"/>	9	G (guanine)	
<input type="checkbox"/>	10	T (thymine)	
<input type="checkbox"/>	11	R (G A (purine))	
<input type="checkbox"/>	12	Y (T C (pyrimidine))	
<input type="checkbox"/>	13	K (G T (keto))	
<input type="checkbox"/>	14	M (A C (amino))	

x	ID	Status
<input checked="" type="checkbox"/>	!	To be checked
<input type="checkbox"/>	o	Not to be recorded
<input type="checkbox"/>	-	Not applicable
<input type="checkbox"/>	?	Data unavailable
<input type="checkbox"/>	#	Not interpretable
<input type="checkbox"/>	\$	Data withheld
<input type="checkbox"/>	0	Missing data

DiversityDescriptions – Datenbeispiel

(Sozioökonomische) Interviewdaten

- 10: Tomato
- 11: Adenophora triphylla var. japo
- 12: Pimpinella brachycarpa (Kom.)
- 13: Spinach
- 14: Cabbage
- 15: Perilla seed
- 16: Broccoli
- 17: Chinese goose
- 18: Codonopsis lar
- 19: Lettuce
- 20: Sweet pepper
- 21: Red cabbage
- 22: Phaseolus ang
- 23: Pleurospermun
- 24: Aster scaber T
- 25: Leek
- 26: Aster scaber T
- 27: Cirsium sp.
- 28: Allium microdic
- 29: Maize
- 30: Platycodon
- 31: Kalopanax pict
- 32: Bracken
- 33: Aralia elata
- 34: Cucumber
- 35: Rice
- 36: Carrot
- 37: Onion
- 38: head lettuce
- 39: Sesam vegetab
- 40: Shallot
- 41: Chinese cabb

- 74: Pilose Asiabell
- 75: Madonna Lily '9288' added to
- 76: Sesam vegetable 2

- 1: Low profit
- 2: Increased number of imported a
- 3: Because of affecting areas caus

DiversityDescriptions, Database: DiversityDescriptions3_0_8_Interview v. 3.0.0.9

Connection Edit Query Data Administration Help

101

Project: B19_WP4_02_int Language: en

DB key: 2707

Suchergebnisse: 1 - 100 von 238

101

102

104

105

106

107

108

109

110

111

112

113

114

115

116

117

118

119

ordnen nach: Description

Suchkriterien

Description

Title ~

Project = Project: B1

Descriptor

Categoric. =

Quantitati. =

Text =

Data status =

Scope

Taxon =

Geography =

Specimen =

Observati. =

Reference =

Description: 101

Main attributes Descriptor view Continuous view Resource links

Nr.	Type	Descriptor name
1	categorical	[SQ1] Interview partner - Living site district [Where d...
2	categorical	[SQ2] Interview partner - Living location in the same...
3	categorical	[SQ2-1] Interview partner - Fam areas where famer...
4	categorical	[SQ2-2] Interview partner - Farmland location admini...
5	quantitative	[A1] Interview partner - Years of faming experience ...
6	categorical	[A2] Interview partner - Designated distributors or m...
7	categorical	[A3] Interview partner - Cultivated main crops in 201...
8	categorical	[A4] Interview partner - [obsolete]
9	categorical	[A4-1] Interview partner - Conventional faming - Cult...
10	categorical	[A4-2] Interview partner - Conventional faming - Cult...
11	categorical	[A4-3] Interview partner - Conventional faming - Cult...
12	categorical	[A4-4] Interview partner - Conventional faming - Cult...
13	categorical	[A4-5] Interview partner - Conventional faming - Cult...
14	quantitative	Cultivated area 1 - Rice paddy - [obsolete]
15	quantitative	Cultivated area 1 - Annual crops - [obsolete]
16	quantitative	Cultivated area 1 - Perennial crops - [obsolete]
17	quantitative	Cultivated area 1 - Vinyl greenhouse crops - [obsolete]
18	quantitative	Cultivated area 1 - Others - [obsolete]
19	categorical	Faming techniques - Rice paddy 1 - [obsolete]
20	categorical	Faming techniques - Annual crops 1 - [obsolete]
21	categorical	Faming techniques - Perennial crops 1 - [obsolete]
22	categorical	Faming techniques - Vinyl greenhouse crops 1 - [ob...
23	categorical	Faming techniques - Others 1 - [obsolete]
24	categorical	[A4-6] Interview partner - Environmental friendly fam...

Categorical states

x	Nr.	State	Notes
<input type="checkbox"/>	1	Rice paddy	
<input checked="" type="checkbox"/>	2	Annual crops	
<input type="checkbox"/>	3	Perennial crops	
<input type="checkbox"/>	4	Vinyl greenhouse crops	
<input type="checkbox"/>	5	Others	

Status data

x	ID	Status
<input checked="" type="checkbox"/>	!	To be checked
<input type="checkbox"/>	o	Not to be recorded
<input type="checkbox"/>	-	Not applicable
<input type="checkbox"/>	?	Data unavailable
<input type="checkbox"/>	#	Not interpretable
<input type="checkbox"/>	\$	Data withheld
<input type="checkbox"/>	0	Missing data

Edit description

DiversityDescriptions – Datenbeispiel LIAS

Phänotypische Daten: Webschnittstelle NaviKey

LIAS light - NaviKey Module for Identification

NOTES:

- Submission of pdf files with descriptions of missing taxa is highly appreciated.
- If your language is not yet supported, you are very welcome to create that translation. Please contact us for obtaining relevant template files.

Please note our recently published article on LIAS light.

Identifying lichen species of the World

(Experimental subset of taxa from various regions of the world)

To run the applet, the most recent version of Java™ Runtime Environment needs to be downloaded and installed first. Mac OS X users may load Java for Mac OS X. For usage of the context menu, Java v. 6.0 or above is required. The address of this web site (<http://lias.net>) needs to be included in the list of allowed sites of the web browser's pop-up blocker settings. Detailed instructions are provided further below.

If the LIAS light database has been of some use in your work, please consider to cite it as recommended here. We also would appreciate your feedback.

Identification Options About

Characters available

- genus <taxon>
- family <taxon>
- global occurrence <continent>
- substrate <kind>
- thallus <growth habit>
- thallus <compartmentation>
- [th] upper surface <colour>
- [th] upper surface <pruinosity>
- [th] marginal and upper surface] specific structures <presence>
- [th] margin] cilia, cilioid structures <presence>
- [th] upper surface] isidia, isidioid structures <presence>
- [th] upper surface] soredia, soralia, soralioid structures <presence>
- [th] morphol substructures (eg areoles, lobes, branches) width [mm]
- [th] morphol substructures (eg areoles, lobes, branches) upper surface <structure>

Character states available

Select

Resulting items

- [-] LIAS light - BSM, München, Germany - License: CC-by-nc-nd 3.0 -[-]
- [-] Imprint: <http://liaslight.lias.net/About/Impressum.html> -[-]
- Absconditella amabilis T. Sprib.
- Absconditella antarctica Sechting & Vězda
- Absconditella celata Döbbeler & Poelt
- Absconditella delutula (Nyl.) Coppins & H. Kilius
- Absconditella lignicola Vězda & Pišút
- Absconditella pauxilla Vězda & Vivant
- Absconditella sphagnum Vězda & Poelt
- Absconditella trivialis (Wiley ex Tuck.) Vězda
- Acanthothecis abaphoides (Nyl.) Staiger & Kalb
- Acanthothecis africana Staiger & Kalb
- Acanthothecis aquilonia A. W. Archer & Elix

Remove Selection Remove All

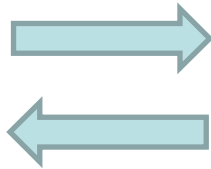
All items: 10001 Resulting items: 10001

An interactive key using

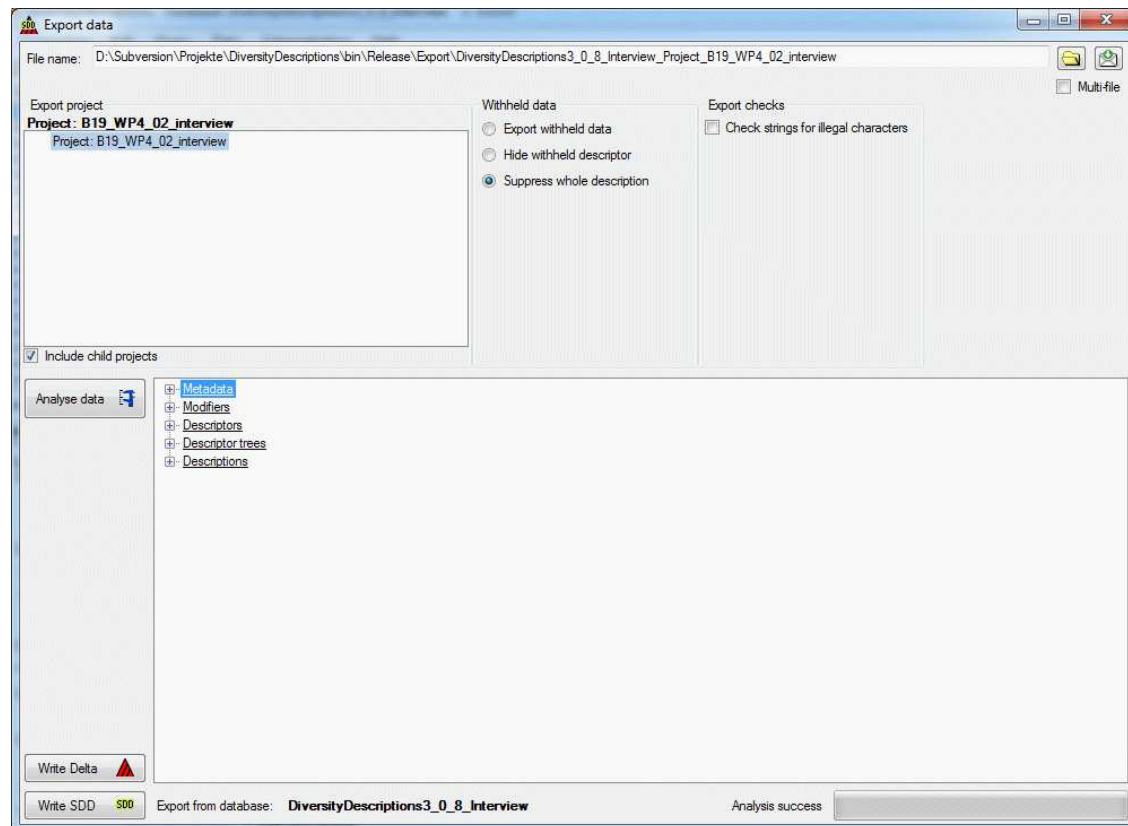
DiversityDescriptions – Import, Export

- Datenaustauschformate

DELTA
und
SDD



Biodiversity
Information
Standards
TDWG



DiversityDescriptions V. 3

- Software-Demonstration: Anton Link

